



Eliminate the risk of providing your own HVAC system for a specialty environment *with a pre-engineered, pre-packaged Wine Guardian Pro system.*



Ducted Systems
Pre-engineered for specialty environments and hotspots such as

- Fur storage
- Wine Cellars
- Cigar storage
- Instrument Storage
- Art storage
- Server rooms





Self-Contained Ducted System

Wine Guardian Pro Ducted Systems are the most versatile specialty cooling systems on the market for customers who expect the most advanced technology in a specialty cooling unit. Applications include wine cellars, art or document preservation, instrument or fur storage, computer closets, niche environments, and more; these units can be used in nearly any application.

All Inclusive

- **3,760 to 15,680 BTU/H cooling capacities**
- 24-volt electronics for use with today's smart thermostats and building management systems
- Enhanced refrigeration controls
- Duct collar connections
- Low ambient protection
- High ambient protection (on limited models)

Flexible

- Utility piping in one easily accessible location
- Multiple evaporator and condenser outlet locations (Any of three sides)
- Easily mountable in floor, ceiling, or wall applications
- Duct collars on supply & return and intake & exhaust

Durable

- Aluminum body and **all-aluminum** evaporator coils (fins & tubes) are **corrosion-resistant**
- Standard high static pressure fan for extended lengths of ductwork
- Completely serviceable in the field

Unique Options

- Bolt-on humidifier
- Electric heat
- **Water-cooled** or **air-cooled**
- Moniteur Du Vin wine cellar monitoring system



System Specifications (BTUH)*

Model	Wine Cellars (55°F/57%)	ASHRAE (80°F/50%)	Heat (kW)	Voltage (Hz)
DP25	3,760	4,425	1.0	115
DP50	6,320	7,835	1.0	115
DP88	9,600	11,300	2.0	230
DP200	15,680	20,500	2.0	230

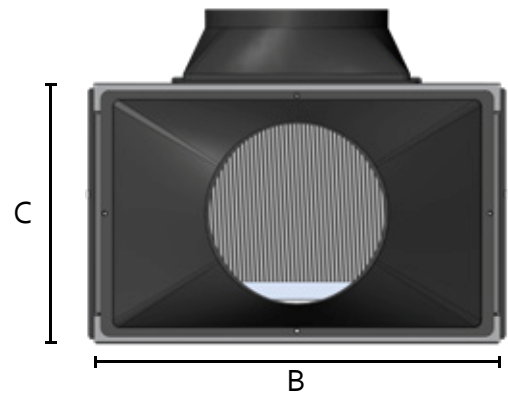

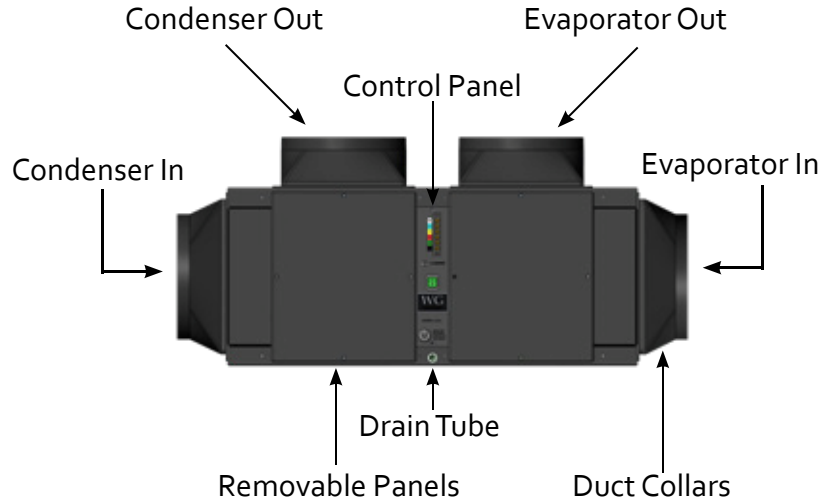
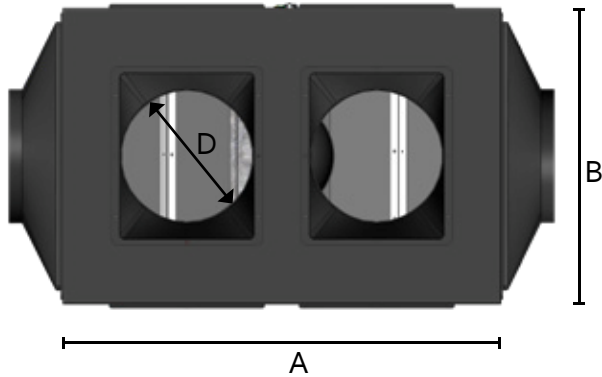
* See detailed specifications for complete product performance specifications, above table to be used as a guide only, based on 90°F condenser inlet conditions and maximum evaporator airflow at 0.0" esp.

Maximum advisable operating conditions are ASHRAE rating conditions of 80/50% indoor at 95°F outdoor.



Self-Contained Ducted System

Dimensions



Ducted Series Specifications*

Model	A	B	C	D	Weight
DP25	33	14	14	8	80
DP50	33	22	14	10	125
DP88	33	22	14	10	130
DP200	50	22	18	12	200

Note: Length, Width and Height in inches (in.); Weight in pounds (lbs.)

*Specifications subject to change

Rev 1/19